WORLD TRADE ORGANIZATION

WT/REG326/1

18 April 2016

(16-2172)

Committee on Regional Trade Agreements

FACTUAL PRESENTATION

FREE TRADE AGREEMENT BETWEEN THE RUSSIAN FEDERATION AND SERBIA (GOODS)

Report by the Secretariat

This report, prepared for the consideration of the Free Trade Agreement between the Russian Federation and Serbia, has been drawn up by the WTO Secretariat on its own responsibility and in full consultation with the Parties. The factual presentation reproduces as closely as possible the terminology used in the Agreement and in the comments provided and does not imply official endorsement or acceptance by the Secretariat of such terminology. The report has been drawn up in accordance with the rules and procedures contained in the Decision for a Transparency Mechanism for Regional Trade Agreements (WT/L/671) and thus does not imply any value judgement by the Secretariat regarding the contents of the Agreement.

Any technical questions arising from this report may be addressed to Ms. Rohini Acharya (tel: +41 22 739 5874). Any statistical questions arising from this report may be addressed to Mr. Thakur Parajuli (tel: +41 22 739 5473).

TABLE OF CONTENTS

Page

1 TRADE ENVIRONMENT 3
2 CHARACTERISTIC ELEMENTS OF THE AGREEMENT 5
2.1 Background Information 5
3 PROVISIONS ON TRADE IN GOODS 6
3.1 Import duties and charges, and quantitative restrictions 6
3.1.1 General provisions 6
3.1.2 Liberalization of trade and tariff lines 7
3.1.3 Liberalization schedule 8
3.1.4 Tariff rate quotas 10
3.1.5 Import restrictions 10
3.2 Rules of origin 10
3.3 Export duties and charges, and quantitative restrictions 12
3.4 Regulatory Provisions of the Agreement 12
3.4.1 Standards 12
3.4.2 Safeguard mechanisms 13
3.4.3 Anti-dumping and countervailing measures 13
3.4.4 Subsidies and State-aid 14
3.4.5 Customs-related procedures 14
3.4.6 Other regulations 14
3.5 Sector-Specific Provisions of the Agreement 14
4 GENERAL PROVISIONS OF THE AGREEMENT 14
4.1 Transparency 14
4.2 Current payments and capital movements 14
4.3 Exceptions 15
4.4 Accession and Withdrawal 15
4.5 Institutional framework 15
4.6 Dispute settlement 16
4.7 Relationship with other agreements concluded by the Parties 16
4.8 Government procurement 16
4.9 Intellectual Property Rights 16
ANNEX 1 18
ANNEX 2 23

Key Facts	
Parties to the Agreement:	the Russian Federation and Serbia
Date of Signature:	28 August 2000
Date of Entry into Force:	provisionally on 03 June 2006
Date of Notification:	21 December 2012
Full implementation:	not applicable[1]

1 TRADE ENVIRONMENT[2]

1.1. The Agreement on trade and trade-related matters (hereinafter: the Agreement) between the Russian Federation (hereinafter: Russia) and the Federal Republic of Yugoslavia (hereinafter: Serbia[3]) is aimed at the expansion and promotion of mutual economic and trade relations and provides for the liberalization of trade in goods between the Parties.

1.2. In 2013 Russia was Serbia's 2nd largest source of imports which amounted to US$1.9 billion (9.3% of Serbia's global imports) and 3rd largest export market at US$1.1 billion (7.3% of its global exports). In the same year Serbia was Russia's 23rd largest source of imports at US$1.1 billion (0.4%) and 47th largest export market at US$414.9 million (0.1%). Manufactures form a significant share of imports by both Parties (67.7% of total imports for Serbia and 73.4% for Russia), and Serbia's exports (59.7%). Russia's exports are dominated by fuels and mining products (70.3% of Russian merchandise exports in 2014).

1.3. Chart 1.1 below shows both bilateral trade between the Parties and their trade with the world from 2000 to 2014. Trade data for Serbia are only available from 2005 onwards. While Russia has maintained a steady surplus in its balance of global trade between 2000 and 2014, the opposite has been the case of Serbia during 2005-14. There appears to be significant differences in the figures reported on bilateral trade by the Parties. Serbian figures show a trade deficit with Russia that continued to increase until 2008 before declining in 2009 and then picking up again up to 2011. Figures from Russia show a surplus until 2008 but a deficit with Serbia since then. The Parties indicate that the main differences are related to Russia's exports of energy resources, especially oil and petroleum products. A significant share of such exports is re-exported by Serbia. Serbian customs record imports in accordance with the certificate of origin, while Russian customs according to the final destination specified in the declaration.

1.4. Chart 1.2 shows the product composition of annual average bilateral and global trade of the Parties during 2010-2012 by broad HS Section. Both of Russia's two largest export categories (minerals and base metals which accounted for 78% of its global exports during this period) were also the two main imports by Serbia from Russia (85% of Serbia's imports from Russia). In the case of Russia's imports from Serbia, of Serbia's five largest global export categories (base metals, machinery, vegetables, prepared foods, and plastics, accounting together for 62% of its global exports), base metals, vegetables, machinery and plastics also accounted for Russia's four largest imports from Serbia (60% of total imports from Serbia).

[1] The Parties indicate that the Agreement is applied on a provisional basis and the date of full implementation is not applicable.

[2] Unless otherwise indicated, the data for this section is sourced from the UNSD Comtrade database and the WTO's Trade Profiles, September 2015.

[3] Serbia is the legal successor of the Federal Republic of Yugoslavia.

Chart 1.1 Russia and Serbia: Bilateral trade and trade with world, 2000-2014

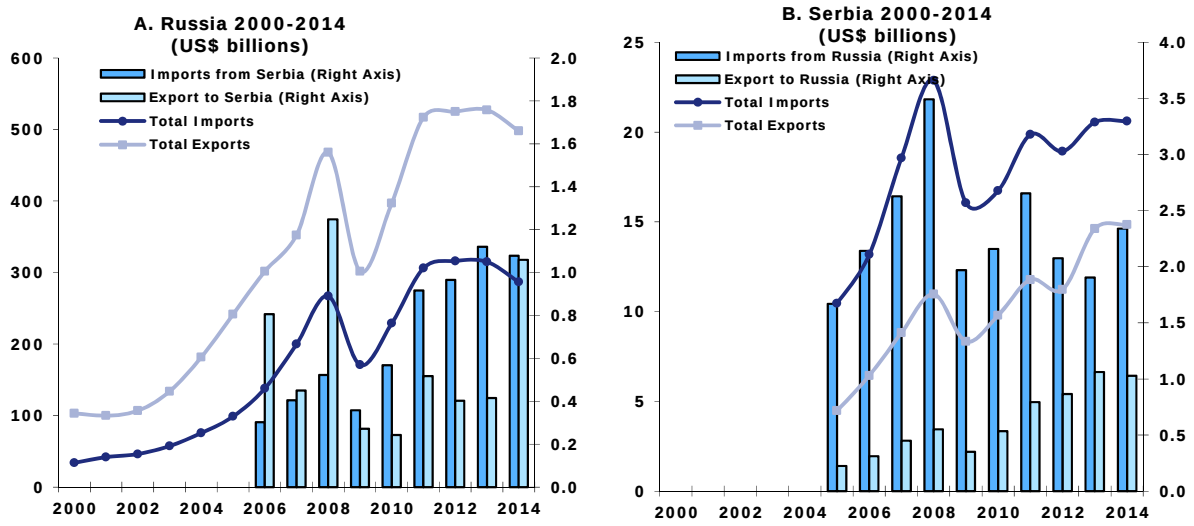

Note: Serbia became an independent customs territory in 2005. Data is not available from 2000 to 2004.

Source: UNSD Comtrade Database

Chart 1.2 Russia-Serbia Product Composition of Merchandise Trade (2010-2012)

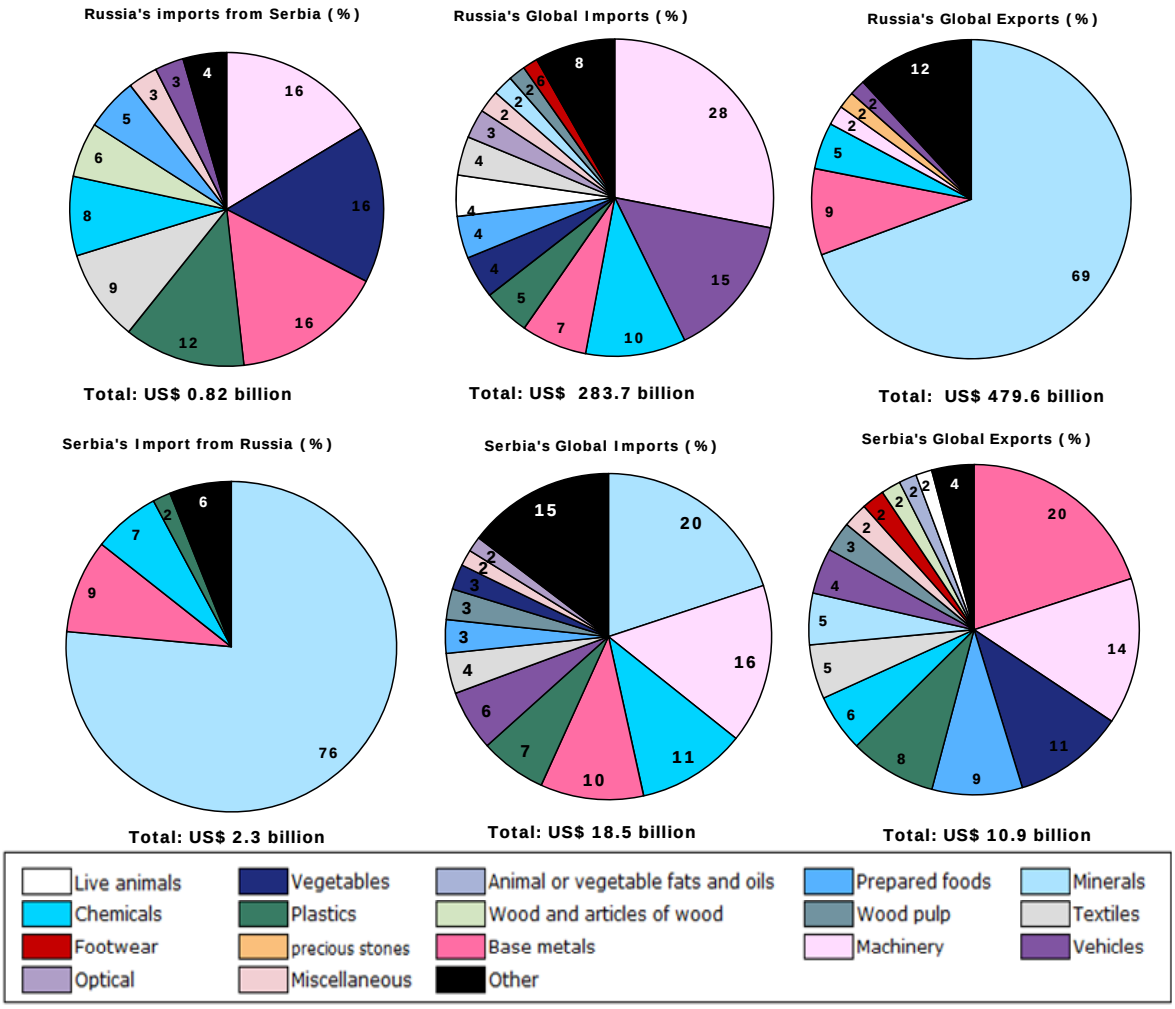

Source: UNSD, Comtrade database.

2 CHARACTERISTIC ELEMENTS OF THE AGREEMENT

2.1 Background Information

2.1. With the aim of deepening mutual economic and trade co-operation, the Agreement was signed between Russia and the Federal Republic of Yugoslavia, the legal successor of which is Serbia, on 28 August 2000. It has been provisionally applied by both Parties since 3 June 2006. Three additional Protocols to the Agreement were signed on 28 August 2000, 3 April 2009 and 22 July 2011, which list the exceptions to free trade in the Agreement. The third Protocol, signed on 22 July 2011 replaced the previous Protocols and is being applied on a provisional basis.

2.2. The Agreement was notified to the WTO by Russia on 21 December 2012 under Article XXIV:7(a) of GATT 1994 and its Understanding.[4] The text of the Agreement has been provided to the WTO Secretariat and is available from the WTO Regional Trade Agreements Database (http://rtais.wto.org).

2.3. The Agreement is composed of 21 Articles and 3 Protocols with their annexes, which form an integral part of the Agreement. Under Article 19, if one of the Parties considers it advisable to extend the provisions of this agreement to a field of trade economic co-operation, not provided in the Agreement, then it may suggest so to the other Party. Following adoption of the proposed change, the Agreement may be amended in accordance with the laws of each of the Parties.

Box 2.1 Structure of the Agreement

Preamble	
Article 1	General Provisions
Article 2	Objectives of the Agreement
Article 3	Scope of Application
Article 4	Import Customs Duties and other Charges
Article 5	Technical Regulation
Article 6	Sanitary and hygienic, veterinary and phytosanitary measures
Article 7	Rules of Origin
Article 8	Transit of Goods
Article 9	Re-export of goods
Article 10	General Exceptions
Article 11	Security Exceptions
Article 12	Protection of intellectual property
Article 13	Payments
Article 14	Anti-dumping and countervailing measures
Article 15	Safeguard measures
Article 16	Procedure of application of trade remedies
Article 17	Non-fulfilment of obligations
Article 18	The influence of balance of payments
Article 19	Development of the Agreement
Article 20	Control over the application of the Agreement
Article 21	Entry into force and period of validity
Protocol	**Exceptions to the Free Trade Regime between Russia and Serbia (Belgrade, 28 August 2000)**
Annex 1	List of goods subject to the exceptions to the free trade regime imported into the customs territory of Russia from Serbia
Annex 2	List of Medicaments imported to Russia from Serbia duty free or with application of special (reduced) import customs duties
Protocol	**Exceptions to the Free Trade Regime between Russia and Serbia (Belgrade, 3 April 2009)**
Annex 1	List of goods subject to the exceptions to the free trade regime imported on the customs territory of Russia from Serbia
Annex 2	List of goods subject to the exceptions to the free trade regime imported on the customs territory of Serbia from Russia

[4] WTO document WT/REG326/N/1, 21 December 2012.

Protocol 3	**Exceptions to the Free Trade Regime between Russia and Serbia (Belgrade, 22 July 2011)**
Annex 1	List of goods subject to the exceptions to the free trade regime imported on the customs territory of Russia from Serbia
Annex 2	List of goods subject to the exceptions to the free trade regime imported on the customs territory of Serbia from Russia
Annex 3	Rules for determining the country of origin of goods

Source: Agreement between Russia and Serbia.

3 PROVISIONS ON TRADE IN GOODS

3.1 Import duties and charges, and quantitative restrictions

3.1.1 General provisions

3.1. The provisions of the Agreement apply to trade in goods, under Chapters 1 to 97 of the Harmonized System (HS) (Article 3). Under Article 4 of the Agreement the Parties shall endeavour to take the agreed measures to phase out, in their mutual trade, import duties and equivalent charges in respect of goods, originating from their customs territories within five-years, except for the exceptions provided by the Protocols to the Agreement.

3.2. Annexes 1, 2 and 3 of Protocol 1 on the Exceptions to Free Trade Regime to the Agreement signed on 28 August 2000, list the goods that are not subject to tariff liberalization under the Agreement or are subject to reduced rates of duty. Annex 1 lists goods subject to exceptions to free trade including meat products, chocolate and confectionary, beverages, some medicaments, soap and waxes, woven fabrics, household equipment, motor vehicles, and wooden furniture imported into the customs territory of Russia from Serbia. Annex 2 lists medicines imported by Russia from Serbia duty free or subject to special (reduced) import duties. Annex 3 lists goods imported by Serbia from Russia that are not subject to free trade, including mineral or chemical fertilizers, air or vacuum pumps and gas compressors, appliances for pipes, electrical equipment, motor vehicles, etc. Under Article 5 of Protocol 1, the Protocol remains valid until a new protocol is signed by the Parties on the issues regulated by Protocol 1, as provided by paragraph 2 of Article 4 of the Agreement.

3.3. Protocol 2 signed between Russia and Serbia on 3 April 2009 on the Exceptions to Free Trade Regime to the Agreement applies to the goods listed in Annexes 1 and 2 of Protocol 2, as well as to goods subject to export duty and goods subject to licensing and quotas in accordance with the legislation of Russia on state regulation of foreign-trade activities on the date of its customs declaration. Protocol 2 replaced Protocol 1. Annex 1 to Protocol 2 list of goods subject to exceptions from free trade, imported into the customs territory of Russia from Serbia. The list includes meat and poultry products, spirits, tobacco, woven fabrics, monitors and projectors, motor vehicles, wooden furniture. Annex 2 lists goods imported by Serbia from Russia that are excluded from the Agreement including appliances for pipes, tractors, motor vehicles. Article 3 to Protocol 2 stipulates that the Protocol is valid until new protocol is signed by the Parties on the issues regulated by Protocol 2, as provided by part 2 of Article 4 of the Agreement.

3.4. Protocol 3 between Russia and Serbia on the Exceptions to Free Trade Regime and Rules of Origin to the Agreement and signed on 22 July 2011 replaces Protocols 1 and 2(Article 6 of Protocol 3). Annex 1 to Protocol 3 lists exceptions to the free trade regime for imports from Serbia into Russia and includes meat, poultry, cheese and curd, white sugar, sparkling wine, undenatured ethyl alcohol, tobacco, tyres, cotton yarn, woven fabrics, compressors used in refrigerating equipment, and motor vehicles. Annex 2 of Protocol 3 lists exemptions to the free trade regime for imports from Russia into Serbia and includes tyres, appliances for pipes, tractors, and motor vehicles.

3.5. All 3 Protocols provide that exceptions to free trade should be notified to the other party no less than 2 months prior to the introduction of duties. Although Article 4 of the Agreement stipulates that the Parties agree annually on products that are withdrawn from the free trade regime, the Parties indicate that other than the 3 Protocols, no further exceptions were made.

3.1.2 Liberalization of trade and tariff lines

3.6. Tables 3.1 and 3.2 show liberalization, respectively, by Russia and Serbia under the Agreement. Although the Agreement entered into force in 2006, tariff data for 2006 are not available for Russia, while Serbia was still part of the Union with Montenegro in 2006, and bilateral imports for the three year period prior to entry into force are not available. The Secretariat has therefore used the tariff available for Russia (MFN for 2012) and average imports for 2007-2009. For Serbia the Secretariat has used the applied tariff for 2007 and average imports for 2007-2009 in its calculations.

3.7. In 2012, Russia's applied MFN tariff contained 11,280 lines at the HS 10 digit level, of which 83.6% (9,432 lines) carry *ad valorem* rates of duty, 273 lines have specific rates of duty, and 1,575 lines have mixed rates of duty. Around 14.2% of the tariff (1,600 lines) was duty free on an MFN basis in 2012, corresponding to around 6.6% of Russia's average annual imports from Serbia during 2007-09. The Agreement eliminated tariffs on a further 80.5% of tariffs, corresponding to 93.4% of Russia's imports from Serbia in 2007-09. Around 5.3% of the tariff (596 lines) remains subject to duty for imports from Serbia. There were no imports from Serbia under these lines during 2007-09.

Table 3.1: Russia: Tariff elimination commitments under the Agreement and corresponding average trade

Duty phase-out period	Number of lines	% of total lines in Russia's tariff schedule	Value of Russia's imports from Serbia (2007-2009) US$ million [a]	% of Russia's total imports from Serbia (2007-2009)
2012 (MFN)	1,600	14.2	28.5	6.6
2012	9,084	80.5	400.1	93.4
Remain dutiable	596[b]	5.3	0.0	0.0
TOTAL	**11,280**	**100.0**	**428.5**	**100.0**

a Import coverage is from HS chapters 1-97.

b 596 tariff lines which are from the Excluded list under the agreement reflect the MFN 2012 duties.

Note: For the calculation of averages, specific rates are excluded and the *ad valorem* parts of alternate rates are included.
Based on the HS2012 nomenclature.

Source: WTO estimates based on data provided by Russian Federation, and UNSD- Comtrade Database.

3.8. In 2007 Serbia's applied tariff on imports from all sources contained 9,859 lines at the HS 10 digit level. Of these, 418 lines (4.25%) had compound rates of duty, while 1 line was subject to a mixed rate of duty. Around 1.1% of Serbia's applied tariff (108 lines) was duty free for imports from all sources in 2007, corresponding to 0.1% of its average annual imports from Russia during 2007-09. As a result of the Agreement Serbia liberalized a further 97.8% of its tariff for imports from Russia, corresponding to 99.6% of its imports from Russia during 2007-09. Around 1.1% of the tariff (111 lines) remains dutiable for imports from Russia under the Agreement. This corresponded to around 0.2% of Serbia's imports in 2007-09 from Russia.

Table 3.2: Serbia: Tariff elimination commitments under the Agreement and corresponding average trade

Duty phase-out period	Number of lines	% of total lines in Serbia's tariff schedule	Value of Serbia's imports from Russia (2007-2009) US$ million [a]	% of Serbia's total imports from Russia (2007 -2009)
2007 (applied tariff)	108	1.1	3.8	0.1
2007	9,640	97.8	2,584.8	99.6
Remain Dutiable	111[b]	1.1	6.4	0.2
TOTAL	**9,859**	**100.0**	**2,595.0**	**100.0**

a Import coverage is from HS chapters 1-97.

b 111 tariff lines which are from the Excluded list under the agreement reflect the MFN 2007 duties.

Note: For the calculation of averages, specific rates are excluded and the *ad valorem* parts of alternate rates are included.
Based on the HS2012 nomenclature.

Source: WTO estimates based on data provided by Serbia, and UNSD- Comtrade Database.

3.1.3 Liberalization schedule

3.9. Liberalization by broad HS Section by the Parties is shown in Table 3.3 and Chart 3.1 for Russia and Table 3.4 and Chart 3.2 for Serbia. The Agreement eliminates Russia's tariffs on products in all HS Sections except Section I (live animals and animal products), IV (prepared foodstuffs, beverages, spirits, and vinegar, tobacco), XI (textiles and textile articles), XVI (machinery and mechanical appliances) and XVII (vehicles, aircraft). Chart 3.1 shows the average preferential and MFN applied rates for duties remaining by HS Chapter. Under the Agreement, tariffs on imports from Serbia remain in HS Chapters 2, 4, 17, 22, 24, 40, 52, 58, 84 and 87. As the tariff lines relate to products that are excluded by the Agreement, we presume that the MFN and preferential rates are the same. The highest average MFN and preferential rates are found in HS Chapter 2 (52.5% for meat and edible meat offal), 22 (40% for beverages, spirits and vinegar), and 24 (30% for tobacco and manufactured tobacco substitutes); tariffs in Chapter 17 (sugars and sugar confectionary) are subject to specific rates of duty for which *ad valorem* equivalents are not available.

Table 3.3 Russia: Tariff elimination under the Agreement, by HS Section

HS Section	MFN Average %	No. of lines	Duty-free lines under the MFN 2012	Number of duty-free lines under the Agreement	Remain dutiable	Avg. Final Tariff (Dutiable)
I	20.4	1177	58	889	230	50.9
II	9.4	611	25	586		
III	10.2	151	15	136		
IV	14.3	1072	35	965	72	36.7
V	4.6	266	25	241		
VI	5.8	1209	69	1140		
VII	9.2	345	30	308	7	20.0
VIII	8.2	222	26	196		
IX	14.0	260	3	257		
X	11.8	226	13	213		
XI	10.5	1176	9	998	169	13.5
XII	9.6	115	8	107		
XIII	14.4	251	4	247		
XIV	18.1	61	1	60		
XV	8.6	1135	115	1020		
XVI	4.9	1886	929	949	8	5.0
XVII	9.9	467	101	256	110	18.6
XVIII	6.7	368	120	248		
XIX	20.0	22		22		
XX	13.3	253	7	246		
XXI	0.0	7	7			
Total	**10.1**	**11280**	**1600**	**9084**	**596**	**31.6**

Note: For the calculation of averages, specific rates are excluded and the *ad valorem* parts of alternate rates are included.
Based on the HS2012 nomenclature.

Source: WTO estimates based on data provided by Russian Federation, and UNSD- Comtrade Database.

Chart 3.1 Russia: Average of dutiable rates, by HS Chapter

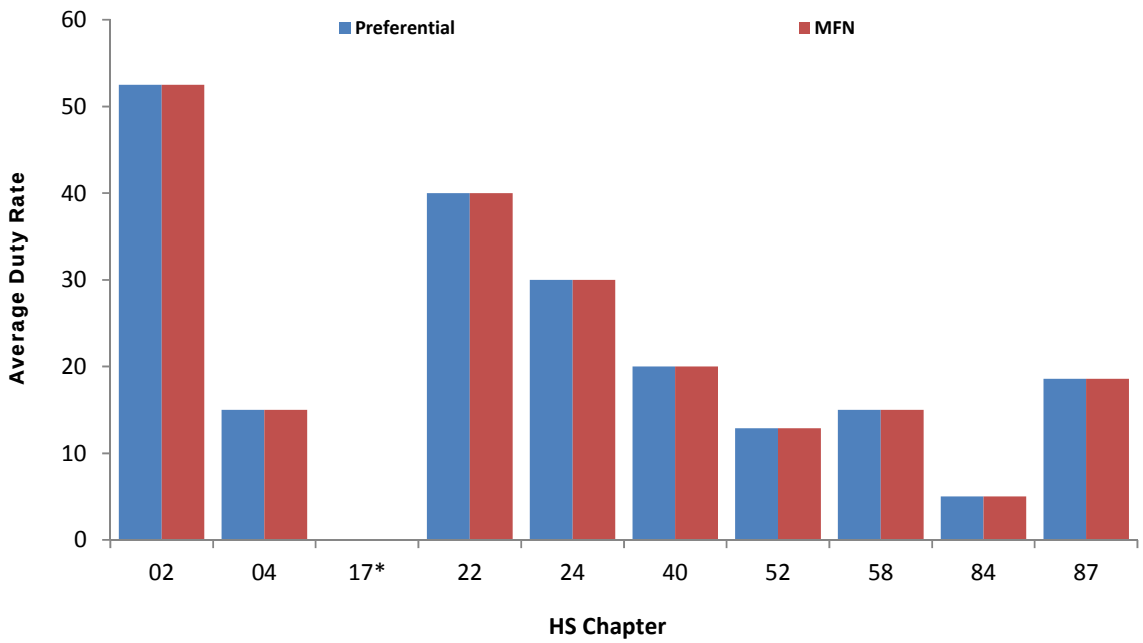

* Specific duties only.

Note: These tariff lines are from the Excluded list under the Agreement; thus the preferential duties are the same as the MFN duty. For the calculation of averages, specific rates are excluded and the *ad valorem* parts of alternate rates are included.
Based on the HS 2012 nomenclature.

Source: WTO estimates based on data provided by Russia.

3.10. Serbia eliminated tariffs under the Agreement across all HS Sections except for in Sections VII (plastics and rubber and articles thereof), XVI (machinery and mechanical appliances) and XVII (vehicles and aircraft) (Table 3.4). Chart 3.2 shows the average preferential and applied rates for duties remaining by HS Chapter. Under the Agreement, tariffs on imports from Russia remain in HS Chapters 40, 84 and 87. As the tariff lines relate to products that are excluded by the Agreement, we presume that the MFN and preferential rates are the same. The average applied rates and preferential rates are 15% for HS 40 (rubber and articles thereof), 7.7% for HS 84 (nuclear reactors, boilers), and 11% for HS 87 (vehicles, other than railway or tramway stock).

Table 3.4 Serbia: Tariff elimination under the Agreement, by HS Section

HS Section	Average applied tariff %	No. of lines	Duty-free lines in 2007	Number of duty-free lines under the Agreement	Remain dutiable	Avg. Final Tariff (Dutiable)
I	11.7	939		939		
II	12.4	563		563		
III	6.4	128		128		
IV	20.7	841		841		
V	1.9	239	13	226		
VI	2.8	1205	12	1193		
VII	5.4	315		310	5	15.0
VIII	6.8	141		141		
IX	3.5	225		225		
X	4.7	205		205		
XI	12.3	1162	38	1124		
XII	14.6	107		107		
XIII	9.3	248		248		

HS Section	Average applied tariff %	No. of lines	Duty-free lines in 2007	Number of duty-free lines under the Agreement	Remain dutiable	Avg. Final Tariff (Dutiable)
XIV	9.7	57		57		
XV	4.7	1000	34	966		
XVI	5.4	1608	1	1580	27	7.7
XVII	5.9	293	10	204	79	11.0
XVIII	2.6	336		336		
XIX	24.0	23		23		
XX	9.7	217		217		
XXI	5.0	7		7		
Total	**8.1**	**9859**	**108**	**9640**	**111**	**10.4**

Note: For the calculation of averages, specific rates are excluded and the *ad valorem* parts of alternate rates are included.
Based on the HS2012 nomenclature.

Source: WTO estimates based on data provided by Serbia, and UNSD- Comtrade Database.

Chart 3.2 Serbia: Average of dutiable rates, by HS Chapter

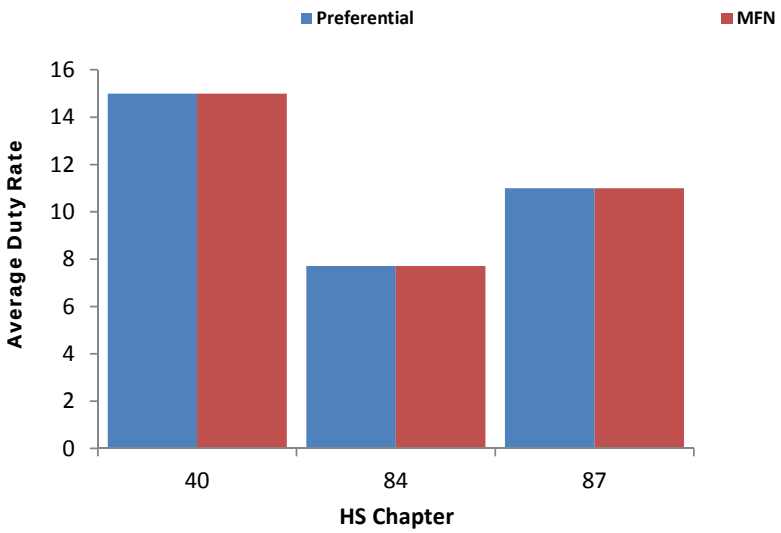

Note: These tariff lines are from the Excluded list under the Agreement; thus the preferential duties are the same as the MFN duty. For the calculation of averages, specific rates are excluded and the *ad valorem* parts of alternate rates are included.
Based on the HS 2012 nomenclature.

Source: WTO estimates based on data provided by Serbia.

3.1.4 Tariff rate quotas

3.11. There are no tariff rate quotas under the Agreement.

3.1.5 Import restrictions

3.12. There are no import restrictions under the Agreement.

3.2 Rules of origin

3.13. Annex 3 of Protocol 3 which replaces Article 7 of the Agreement on rules of origin, defines the rules for determining the country of origin for the application of the provisions of the Agreement. Article 1 of Annex 3 defines the country of origin as the Party in which the goods were

wholly obtained or sufficiently processed (treated).[5] The product is considered to be sufficiently processed or treated in one of the Parties if the value of material used in processing the good (raw materials, semi-finished and finished goods) originating in third parties or the value of materials of unknown origin does not exceed 50% of the value of the goods (Article 4). The value of materials (raw materials, semi-finished and finished goods), originating from third parties used in the processing (treatment) operations shall be determined on the basis of the customs value of these materials established in the Party in which they are processed or treated. The value of materials of unknown origin shall be determined on the basis of the price paid for these materials in the Party in which they are processed or treated. The value of goods exported from one of the Parties shall be determined on the basis of the ex-works price of the goods in accordance with the international rules of interpretation of trade terms published by the International Chamber of Commerce and used in international trade contracts ("Incoterms").

3.14. The Agreement permits cumulation of origin if goods are produced in the Parties, using materials originating in Russia, Serbia, Belarus or Kazakhstan. In such cases, as indicated by Article 4, paragraph 1, material originating in third parties or material of unknown origin cannot exceed 50% of the value of the good produced.

3.15. Insufficient processing is defined by Article 6 and includes operations to ensure safety of goods during storage or transport; to prepare the goods for sale and transport; and simple operations such as washing, cleaning, ironing etc.

3.16. Special cases of origin of goods are defined by Article 7 of Protocol 2. These include devices, accessories, spare parts and tools, designed for use with machinery, equipment, apparatus or vehicles, which are considered as originating from the same Party on condition that they are imported and used in conjunction with these machines, equipment, apparatus or vehicles in a configuration and a quantity that usually come with these appliances in accordance with the technical documentation.

3.17. Packages, in which the goods are imported, are considered to be originating from the same Party as the goods, except where the package with due regard to the Harmonized Commodity Description and Coding System is declared separately from the goods.

3.18. In determining the country of origin of goods, in unassembled or disassembled state, delivered in several consignments because they cannot be shipped in a single consignment due to production or transportation facilities, and goods, whose consignment is divided into several parts as a result of errors, shall be considered as a single product if so desired by the declarant. The conditions to qualify for such treatment are described in Article 7 and include advance notifications by the customs authorities of the importing Party, delivery of all consignments by a supplier, declaration of all consignments by one customs authority, delivery of all consignments under a single contract and delivery within a period not exceeding one year from the date of acceptance of the customs declaration or before the expiry of the period approved for shipment. In determining the country of origin of goods, the origin of thermal and electrical energy, machinery, equipment and tools used in its manufacturing is not taken into account.

3.19. Goods should be transported directly between the Parties. However, goods may be transported through the territory of one or more states due to geographical, transport, technical or economic reasons, provided that the goods in these transit states, including their temporary storage in their territory, are under customs control, the proof of which are documents proving the route of transportation of goods from the exporting country through the transit country, or a document, issued by the customs authorities of the transit countries, which gives a precise description of goods, indicating the date of transshipment (transfer) of goods, names of vehicles and certifying the conditions under which goods were in transit state, may be used. Goods purchased by importers at exhibitions or fairs, are also subject to preferential treatment under the Agreement under certain conditions as described in Article 8.

3.20. To determine origin, Article 9 requires documentary proof including the certificate of origin, which is required for all imports except small consignments with a customs value of $5,000 or less. In the latter cases, a declaration of origin is sufficient. The certificate of origin is valid for 12 months and must be provided in either English or Russian to the customs authorities of the

[5] Article 3 of Annex 3 lists products considered to be wholly obtained in the Parties.

importing Party. It shall state the number of goods delivered and cannot exceed this amount by over 5%. It may also be issued once the goods have been exported.

3.21. Provisions for administrative co-operation are made by Article 11 including notifying each other of any changes to information required to issue certificates of origin. Verification of certificates and declarations of origin is to be carried out through sampling. The customs authority of the importing Party may request the body that verified the certificates to confirm the authenticity of the certificate. Pending the results of the verification, the authorities of the importing Party shall refuse preferential access to its market. Article 12 provides further requirements and procedures for determining origin.

3.3 Export duties and charges, and quantitative restrictions

3.22. Article 1 of Protocol 3 (that replaces Protocols 1 and 2) states that exceptions to the Agreement are provided for goods subject to export customs duty. The products subject to export duties include fish, wheat, soybeans, rape and sunflower seeds, metal ores and coal and metal scrap, petroleum products, raw hides and skins, wood, diamonds and precious metals, metal scrap and railway construction materials, and are listed in Annex II below.

3.23. Under Article 9 of the Agreement provides that the Parties shall not allow unauthorised re-export of goods originating from the customs territory of the other Party for products on which the other Party applies export duties or non-tariff export restrictions.

3.4 Regulatory Provisions of the Agreement

3.4.1 Standards

3.4.1.1 Sanitary and phytosanitary measures

3.24. Article 6 of the Agreement provides that the Parties shall apply their State regulations in the area of veterinary, quarantine and plant protection under the competence of relevant international institutions. They will provide information about the spread of contagious diseases in domestic animals and quarantine diseases, plant pests and weeds, through the coordination of the required documents for mutual delivery and transit of goods.

3.25. The Parties shall apply their State regulations for the protection of plants and animals on a non-discriminatory basis and in accordance with the agreements signed between Russia and Serbia on cooperation in the fields of the agro-industrial complex, veterinary regulations, quarantine, and protection of plants, signed in Belgrade on 31 October, 1996.

3.4.1.2 Technical barriers to trade

3.26. The Agreement in Article 5 provides that the Parties shall cooperate and exchange information in standardization, metrology and establishment of compliance of goods to prevent the creation of any technical obstacles in their mutual trade.

3.27. To implement this provision, the Parties shall conclude agreements on mutual recognition of testing, conformity certificates or other documents that directly or indirectly relate to goods traded between the two Parties. The Parties indicate that no mutual recognition agreements have been signed to date.

3.28. The conditions and methods of compliance of the goods with regulations are determined by the authorised organisations of the Parties in accordance with the legislation of the importing Party. The Parties indicate that all Russian authorized organizations in the area of conformity assessment are listed in the Unified Register of certification bodies and testing laboratories (centres) of the Eurasian Economic Union (EAEU). The relevant legislation is: Section X (Technical Regulation) of the Treaty on the Eurasian Economic Union, 29 May 2014, Annex 9 on Technical Regulations in the EAEU, Annex 10 on Coherent Policy in the area of ensuring the uniformity of measurements and Annex 11 on the recognition of results of works on accreditation bodies for conformity assessment; and Technical Regulations of the EAEU, with 35 adopted and 34 in force.

3.4.2 Safeguard mechanisms

3.4.2.1 Global safeguards

3.29. The Agreement in Article 15 states that if any goods are imported into the customs territory of one of the Parties in such quantities and in such conditions that may cause damage to domestic producers of like or competing goods in the importing Party, the Party affected, after conducting an appropriate investigation, may take appropriate measures under its applicable law and in accordance with procedures established by Article 16 of the Agreement.

3.30. Under Article 16 of the Agreement prior to taking safeguard measures, the Parties shall hold consultations in the framework of the Working Group on Development and Trade and Economic Cooperation and Improvement of the Mechanism of Inter-Governmental Russian-Yugoslav Committee on Trade, Economic and Science-Technical Cooperation (the Working Group). The Working Group was set up under the Agreement between the Parties on the establishment of the inter-governmental Russian-Yugoslav Committee on Trade, Economic and Scientific-Technical cooperation on 24 August 1994, to find a mutually acceptable solution to the issue.

3.31. Once a decision is taken by a Party to start investigation procedures, it shall inform the other Party and provide information required by the laws of the Party that initiated the investigation. If the Parties fail to reach a mutually acceptable solution within 30 days from the beginning of consultations in the Working Group, the Party initiating the investigation will have the right to apply measures required to eliminate the damage caused by increased imports from the other Party. It must inform the other Party of its decision. The volume and period of application of the measure should be limited, according to Article 16 of the Agreement, to remedy the damage. The Parties are to give preference to measures which would cause least damage to the achievement of the objectives of the Agreement. In exceptional cases, when a delay in the adoption of measures might lead to damage that is hard to remedy, the Party initiating the investigation may impose interim measures prior to consultations with the other Party in the Working Group. This must be on condition that the consultations in the Working Group take place immediately after the application of the interim measures.

3.32. As clarified by the Parties, safeguard measures by Russia are applied according to the legislation of the Eurasian Economic Union, in particular, Articles 48 and 49 of the Treaty of the Eurasian Economic Union and Appendix 8 to the Treaty. Under the Appendix safeguard measures cannot exceed four years and can be extended by the Eurasian Economic Commission if the investigating authority determines that the measure continues to be necessary to remedy the serious injury caused to the domestic industry of the members or a threat thereof, and there is evidence that the industry is adjusting. The total period of application of the measure, including the period of application of any provisional measure and extension shall not exceed eight years.

3.4.2.2 Bilateral safeguards

3.33. There are no provisions in the Agreement on bilateral safeguards.

3.4.2.3 Balance of Payments Safeguards

3.34. Article 18 of the Agreement states that in case one of the Parties is experiencing serious balance of payments difficulties or there is a risk of any such difficulties, it may introduce restrictive measures, including measures related to the import of goods, during the period of such difficulties. It shall promptly inform the other Party of the intention to take the restrictive measures, the period of validity and cancellation of the measures.

3.4.3 Anti-dumping and countervailing measures

3.35. Article 14 of the Agreement states that the provisions of this Agreement shall not limit the right of the Parties to take, following the relevant procedures, a decision on application of anti-dumping or countervailing measures in accordance with their respective legislation under conditions and/or according to the procedures, established by Article 16 of this Agreement (see Section 3.4.2.2 on safeguards).

3.4.4 Subsidies and State-aid

3.36. There are no provisions on subsidies and State aid in the Agreement.

3.4.5 Customs-related procedures

3.37. Fees for customs clearance of goods in are to be levied by the Parties in accordance with their laws (Article 4).

3.38. The Agreement provides for cooperation and information exchange between the parties, including in customs-related matters (Section 4.1 below). Other than the procedures for verification of origin and granting of preferences by the customs authorities (see Section 3.2 above) there are no other customs related procedures in the Agreement.

3.4.6 Other regulations

3.39. No other regulations are mentioned under the Agreement.

3.5 Sector-Specific Provisions of the Agreement

3.40. There are no sector-specific provisions in the Agreement.

4 GENERAL PROVISIONS OF THE AGREEMENT

4.1 Transparency

4.1. Although there are no specific provisions on transparency, the Agreement provides for co-operation and information exchange between the Parties on a number of issues. This includes consultations in the Working Group established under Article 16 (for trade remedies); and exchange of information on matters in the case of balance of payments difficulties under Article 18.

4.2. In addition, Protocol 3 requires that the Parties notify each other at least two months prior to the introduction of any exceptions to free trade, as listed in the Annexes to the Protocols. Article 11 of Annex 3 to Protocol 3, on the rules of origin, requires the Parties to exchange information on certificates and issuing authorities, declarations, as well as promptly inform each other about any changes to such information, without which and/or where such information does not meet the requirements of paragraph 1 of this Article, preferential access under the Agreement shall not be granted.

4.2 Current payments and capital movements

4.3. The preamble of the Agreement states that it aims at, *inter alia*, creating the necessary conditions for the free movement of capital in accordance with the Parties' laws and the rules of the World Trade Organization.

4.4. Article 13 provides that all payments between the Parties are carried out in accordance with the 1994 Agreement between Russia and Yugoslavia (now Serbia) on Trade and Economic Co-operation. The Parties indicate that under this agreement all payments between the Parties shall be made in freely convertible currency in accordance with the laws applicable in each Party.[6] Payments related to trade in goods between economic entities of the Parties, and the transfer of

[6] The other provisions include: in accordance with the provisions of the GATT the Parties grant each other MFN treatment in all matters relating to trade and other economic relations (MFN treatment is not applicable to benefits, privileges and exemptions that the Parties have granted or may grant to certain countries or groups of countries listed in the agreement, such as those party to the customs union). Exports and imports of goods and services between the Parties are to be carried out through contracts between their economic agents in accordance with the legislation in force in each Party and at current prices in major world markets for goods and services. Re-exports to third countries require the written consent of the competent authorities of the exporting Party. Furthermore, free transit of goods originating in the territories of one of the Parties and transported through the territory of the other is ensured, subject to the legislation in force in each Party.

such payments to creditors located in their territories, are not subject to restrictions. The Parties shall refrain from imposing administrative restrictions in the provision of or repayment of short-term or medium-term loans for trade by their economic entities.

4.3 Exceptions

4.5. Article 10 of the Agreement permits general exceptions, stipulating that each Party has the right to apply prohibitions or restrictions on imports, exports or transit of goods, justified for reasons of public morals, public order or state security, protection of life and health of humans, animals or plants and the environment, protection of artistic, historical or archaeological values that are national property, protection of intellectual property, standards relating to import or export of gold or silver, and maintaining irreplaceable natural resources, if such measures are applied simultaneously with limitations on domestic production or consumption. Such prohibitions and restrictions must not however be a means of intentional discrimination or disguised restriction between the Parties.

4.6. The Article also states that the Parties shall not exclude the application of measures of surveillance and control of export and import of goods, as well as under "international control technologies"[7], originating from the customs territories of the Parties.

4.7. Article 11 of the Agreement provides for security exceptions, stating that nothing in the Agreement shall be interpreted as a requirement for one of the Parties to provide any information, disclosure of which is considered by the Party as against its national security interests. Nothing in the Agreement shall be interpreted as preventing a Party from taking necessary measures to protect its security interests in respect of fissionable materials or the materials from which they are produced, the traffic of arms, munitions and war material, as well as other trade in goods and materials, if such trade is directly or indirectly carried out for the purposes of supplying the armed forces and/or if such measures are taken in a time of war or other emergency in international relations.

4.4 Accession and Withdrawal

4.8. There is no provision for third parties to accede to the Agreement.

4.9. The Agreement is concluded for an indefinite period (Article 21). Any Party may submit a written notification about its intention to terminate it. The Agreement shall cease to have effect six months after the date of such notification. However, any contracts concluded in the framework of the Agreement, but not executed at the time of its termination remain in force until their full implementation in accordance with the provisions of the Agreement.

4.5 Institutional framework

4.10. Application of the Agreement is entrusted to the Working Group on Development of Trade and Economic Cooperation and Improvement of the Mechanism of Intergovernmental Russian-Yugoslav Committee on trade, economic and scientific-technical cooperation, established in accordance with the agreement between Parties on the establishment of the intergovernmental Russian-Yugoslav Committee on trade, economic and scientific-technical co-operation in 1994 (Article 16).

4.11. The Working Group shall hold its meetings to review the implementation of the Agreement and contentious cases to as necessary, but at least twice a year. The Parties indicate that the last meeting of the Working Group was in September 2015 in Belgrade. During the meeting issues related to the free trade agreement and further liberalization of trade were discussed.

[7] The Parties indicate that under the Federal Law on Export Control (No. 183-FZ of 18.07.1999) controlled goods and technologies include raw materials, equipment, scientific and technical information, and services, which due to their characteristics and properties can make a significant contribution to the development of weapons of mass destruction, their means of delivery, other types of weapons and military equipment, as well as dangerous products in terms of preparation or carrying out of acts of terrorism.

4.6 Dispute settlement

4.12. If one of the Parties finds that the other Party has not fulfilled any of the obligations under the Agreement, at the end of the consultation or by the end of three months from the date of informing the other Party, it may take appropriate measures in order to eliminate the consequences of the damage (Article 17). Other than this provision, Article 16 relates to consultations within the Working Group prior to taking trade defence measures (anti-dumping, countervailing and safeguard measures). There are no other provisions for the settlement of disputes in the Agreement.

4.7 Relationship with other agreements concluded by the Parties

4.13. Article 1 of the Agreement states that the Parties liberalize their mutual trade in accordance with the provisions of the Agreement and the rules of the WTO. Table 4.1 below shows other regional Trade Agreements (notified and non-notified) concluded by the Parties.

Table 4.1 Russian Federation and Serbia: Participation in other RTAs (notified and non-notified in force), as of 8 April 2016

RTA Name	Date of entry into force	Coverage	GATT/WTO Notification	
			Year	WTO Provision
RUSSIAN FEDERATION				
Eurasian Economic Union (EAEU) - Accession of the Kyrgyz Republic	12-Aug-15	Goods & Services	2015	GATT Art. XXIV & GATS Art. V
Eurasian Economic Union (EAEU) - Accession of Armenia	02-Jan-15	Goods & Services	2014	GATT Art. XXIV & GATS Art. V
Eurasian Economic Union (EAEU)	01-Jan-15	Goods & Services	2014	GATT Art. XXIV & GATS Art. V
Treaty on a Free Trade Area between members of the Commonwealth of Independent States (CIS)	20-Sep-12	Goods	2013	GATT Art. XXIV
Common Economic Zone (CEZ)	20-May-04	Goods	2008	GATT Art. XXIV
Russian Federation - Belarus - Kazakhstan	03-Dec-97	Goods	2012	GATT Art. XXIV
Eurasian Economic Community (EAEC)	08-Oct-97	Goods	1999	GATT Art. XXIV
Georgia - Russian Federation	10-May-94	Goods	2001	GATT Art. XXIV
Russian Federation - Tajikistan	08-Apr-93	Goods	2012	GATT Art. XXIV
Russian Federation - Turkmenistan	06-Apr-93	Goods	2013	GATT Art. XXIV
Russian Federation - Uzbekistan	25-Mar-93	Goods	2013	GATT Art. XXIV
Russian Federation - Azerbaijan	17-Feb-93	Goods	2012	GATT Art. XXIV
SERBIA				
European Union - Serbia	01-Feb-10 01-Sep-13	Goods Services	2010 2013	GATT Art. XXIV GATS Art. V
EFTA - Serbia	01-Oct-10	Goods	2010	GATT Art. XXIV
Turkey - Serbia	01-Sep-10	Goods	2010	GATT Art. XXIV
Central European Free Trade Agreement (CEFTA) 2006	01-May-07	Goods	2007	GATT Art. XXIV
Protocol on Trade Negotiations (PTN)	11-Feb-73	Goods	1971	Enabling Clause

Source: WTO Secretariat.

4.8 Government procurement

4.14. There are no provisions in the Agreement on Government Procurement.

4.9 Intellectual Property Rights

4.15. The Agreement in Article 12 defines intellectual property, as the protection of copyright and related rights, including for computer programs and databases, inventions, utility models and

industrial samples, trademarks and service marks and names of places of origin of goods, topologies of integrated circuits and confidential information.

4.16. The Parties agree to promote the protection of intellectual property rights including the procedures by which to obtain such rights, and remedies against any violations of IPRs. The protection shall be provided in accordance with international treaties on intellectual property rights, which the Parties are party to (Box 4.1). In case if one or both of the Parties are not party to these treaties, the principle of reciprocity and non-discrimination will apply.

Box 4.1 List of International Treaties to which Russia is a party (as of 25 July 2014)

TRIPS Agreement	Paris Convention for the Protection of Industrial Property	International Convention for the Protection of New Varieties of Plants (UPOV)
Patent Co-operation Treaty	Budapest Treaty on the International Recognition of the Deposit of Microorganisms for the Purposes of Patent Procedures	Madrid Protocol for the International Registration of Marks
Madrid Agreement Concerning the International Registration of Marks	Berne Convention for the Protection of Literary and Artistic Works	WIPO Copyright Treaty
International Convention for the Protection of Performers, Producers of Phonograms and Broadcasting Organizations (Rome Convention)	Convention for the Protection of Producers of Phonograms Against Unauthorized Duplication of their Phonograms (Geneva Convention)	Nice Agreement Concerning the International Classification of Goods and Services for the Purposes of Registration of Marks
Strasbourg Agreement Concerning the International Patent Classification	Convention Establishing the World Intellectual Property Organization	Nairobi Treaty on the Protection of the Olympic Symbol
Locarno Agreement Establishing an International Classification for Industrial Designs	WIPO Performances and Phonograms Treaty	Singapore Treaty on the Law of Trademarks
Trademark Law Treaty	Patent Law Treaty	Brussels Convention Relating to the Distribution of Programme-Carrying Signals Transmitted by Satellite

Source: Information provided by the Russian Federation.

ANNEX 1

1. A comparison between the scheduled elimination of tariffs by the Parties and their average duties applied to all non-parties is shown in Tables A1.1 for Russia and A1.2 for Serbia below, by total, agricultural (WTO definition) and non-agricultural products.

2. In 2012 Russia's overall applied MFN average duty was 10.1%, 10.1% for non-agricultural products and 16% for agricultural products. Around 14.2% of its tariff was duty free of which 16.7% for non-agricultural products and 5.9% for agricultural products. As a result of the Agreement, the share of duty free tariff lines increased to 94.7% overall for imports from Serbia. The share was 96.6% for non-agricultural products and 88.6% for agricultural products. The relative margin of preference for exporters from Serbia was 85.2% overall, 94.1% for non-agricultural products and 70.6% for agricultural products.

3. In 2007 Serbia's overall applied average duty was 8.1%, 6.4% for non-agricultural products and 15.7% for agricultural products. Around 1.1% of its tariff was duty free for all imports, 1% for non-agricultural products and 1.3% for agricultural products. As a result of the Agreement, the share of duty free tariff lines increased to 98.9% for imports from Russia. The share was 98.6% for non-agricultural products and 100% for agricultural products. The relative margin of preference for exporters from Russia was 98.8% overall, 98.4% for non-agricultural products and 100% for agricultural products.

Table A1.1 Russia: Indicators of MFN tariff rates and preferential rates for imports from Serbia

Origin of goods	Year	ALL PRODUCTS			Agricultural products[a]			Non-agricultural products		
		Average applied tariff		Share of duty-free tariff lines (%)	Average applied tariff		Share of duty-free tariff lines (%)	Average applied tariff		Share of duty-free tariff lines (%)
		Overall (%)	On dutiable (%)		Overall (%)	On dutiable (%)		Overall (%)	On dutiable (%)	
MFN	2012	10.1	11.8	14.2	16.0	17.1	5.9	8.4	10.1	16.7
Serbia	2012	1.5	31.6	94.7	4.7	50.2	88.6	0.5	15.1	96.6

a WTO Definition.

Note: For the calculation of averages, specific rates are excluded and the *ad valorem* parts of alternate rates are included.
Based on the HS 2012 nomenclature.

Source: WTO estimates based on data provided by Russian Federation and UNSD, Comtrade database.

Table A1.2 Serbia: Indicators of MFN tariff rates and preferential rates for imports from Russian Federation

Origin of goods	Year	ALL PRODUCTS			Agricultural products[a]			Non-agricultural products		
		Average applied tariff		Share of duty-free tariff lines (%)	Average applied tariff		Share of duty-free tariff lines (%)	Average applied tariff		Share of duty-free tariff lines (%)
		Overall (%)	On dutiable (%)		Overall (%)	On dutiable (%)		Overall (%)	On dutiable (%)	
Applied tariff	2007	8.1	8.2	1.1	15.7	16.0	1.3	6.4	6.5	1.0
Russia	2007	0.1	10.4	98.9	0.0	0.0	100.0	0.1	10.4	98.6

a WTO Definition.

Note: For the calculation of averages, specific rates are excluded and the *ad valorem* parts of alternate rates are included. Based on the HS 2012 nomenclature.

Source: WTO estimates based on data provided by Serbia.

4. Tables A1.3 and A1.4, respectively, show market access opportunities for Serbia's top 25 global exports in the period 2012-2014 to the Russian market and for Russia's top 25 global exports during 2007-09 to the Serbian market. Russia's top 25 global exports accounted for 30.3% of its average exports during 2012-2014 and concerned products under 88 tariff lines. Of these 88 lines, 12 were duty free on an MFN basis in 2012. The Agreement liberalized a further 74 lines for imports from Serbia. The two lines remaining dutiable concern cane or beet sugar and in 2012 faced an average duty of 340 USD per 1000 kg.

Table A1.3 Russian Federation: Market access opportunities under the agreement for Serbia's top 25 exports to the world

Serbia's top export products in 2012 -2014			Access Conditions to Russian Federation's import markets				
HS number and description of the product		Share in global exports (%)	MFN 2012			No. of duty free lines under the agreement	Remain Dutiable
			Average MFN applied rate (%)	No. of dutiable lines	No. of duty free lines		
081120	Frozen raspberries, blackberries, mulberries, loganberries, black-, white- or red currants and gooseberries, uncooked or cooked by steaming or boiling in water, whether or not sweetened	2.1	*	7		7	
721012	Flat-rolled products of iron or non-alloy steel, >= 600 mm wide, hot-rolled or cold-rolled "cold-reduced", tinned, < 0.5 mm thick	1.9	5.0	2		2	
401110	New pneumatic rubber tyres, of a kind used for motor cars, incl. station wagons and racing cars	1.8	20.0	3		3	
720837	Flat-rolled iron or non-alloy steel products, >= 600 mm wide, in coils, simply hot-rolled, not clad, plated or coated, >= 4.75 mm but < 10 mm thick	1.8	5.0	1		1	
271600	Electrical energy	1.7	0.0		1		
850300	Parts suitable for use solely or principally with electric motors and generators, electric generating sets and rotary converters, n.e.s.	1.6	0.0		3		
170199	Cane or beet sugar and chemically pure sucrose, in solid form (excl. cane and beet sugar with added flavouring or colouring and raw sugar)	1.6	*	4		2	2
100590	Maize (excl. seed for sowing)	1.5	0.0		1		
760612	Plates, sheets and strip, of aluminium alloys, > 0.2 mm thick, square or rectangular (excl. expanded plates, sheets and strip)	1.4	13.3	7	2	7	
391810	Floor coverings, whether or not self-adhesive, in rolls or as tiles, and wall or ceiling coverings "in rolls with width >= 45 cm	1.3	15.0	2		2	
300490	Medicaments (mixed or unmixed for therapeutic or prophylactic purposes, in measured doses "incl.as transdermal administration" or in packing for retail sale)	1.2	10.0	1		1	
720449	Waste and scrap of iron or steel	1.1	0.0		3		
720852	Flat-rolled iron or non-alloy steel products, >= 600 mm wide, not in coils, simply hot-rolled, not clad, plated or coated, >= 4.75 mm but <= 10 mm thick, without patterns in relief	1.1	5.0	3		3	
611521	Pantyhose and tights of synthetic fibres, knitted or crocheted, measuring per single yarn < 67 decitex (excl. graduated compression hosiery)	1.1	15.0	1		1	

Serbia's top export products in 2012 -2014			Access Conditions to Russian Federation's import markets				
HS number and description of the product		Share in global exports (%)	MFN 2012			No. of duty free lines under the agreement	Remain Dutiable
			Average MFN applied rate (%)	No. of dutiable lines	No. of duty free lines		
481159	Paper and paperboard, surface-coloured, surface-decorated or printed, coated, impregnated or covered with artificial resins or plastics, in rolls or square or rectangular sheets	1.0	5.0	2		2	
740911	Plates, sheets and strip, of refined copper, in coils, of a thickness > 0.15 mm	1.0	5.0	1		1	
640610	Uppers and parts thereof (excl. stiffeners and general parts made of asbestos)	0.9	0.0		2		
741110	Tubes and pipes of refined copper	0.9	5.0	2		2	
720839	Flat-rolled products of iron or non-alloy steel, of a width >= 600 mm wide, in coils, simply hot-rolled, not clad, plated or coated, < 3 mm thick, not pickled, without patterns in relief	0.9	5.0	1		1	
390120	Polyethylene with a gravity of >= 0.94, in primary forms	0.9	10.0	2		2	
720838	Flat-rolled iron or non-alloy steel products, >= 600 mm wide, in coils, simply hot-rolled, not clad, plated or coated, >= 3 mm but < 4.75 mm thick	0.9	5.0	1		1	
220300	Beer made from malt	0.7	*	3		3	
640399	Footwear with outer soles of rubber, plastics or composition leather, with uppers of leather	0.7	10.0	11		11	
271020	Petroleum oils and oils obtained from bituminous minerals (other than crude) and preparations n.e.s. or included, with weight of 70% or more of petroleum oils or of oils obtained from bituminous minerals, which are the basic constituents of the preparations, containing biodiesel (excl. waste oils)	0.7	5.0	12		12	
852872	Reception apparatus for television, colour, whether or not incorporating radio-broadcast receivers or sound or video recording or reproducing apparatus, designed to incorporate a video display or screen	0.7	16.5	10		10	
	TOTALS	**30.3**	**8.9**	**76**	**12**	**74**	**2**

* Specific duties only.

Note: For the calculation of averages, specific rates are excluded and the *ad valorem* parts of alternate rates are included.
Based on the HS 2012 nomenclature.

Source: WTO estimates based on data provided by Russia and UNSD, Comtrade database.

5. Russia's top 25 export products accounted for 81% of its global exports in 2007-09 and were covered by 106 tariff lines. Of these 106 lines, 13 were duty free for imports from all origins. Under the Agreement Serbia liberalized all remaining 93 lines that were subject to duty, for imports from Russia.

Table A1.4 Serbia: Market access opportunities under the agreement for Russia's top 25 exports to the world

Russia's top export products in 2007-2009			Access Conditions to Serbia's import markets				
HS number and description of the product		Share in global exports (%)	Applied 2007			No. of duty free lines under the agreement	Remain Dutiable
			Average applied rate (%)	No. of dutiable lines	No. of duty free lines		
270900	Petroleum oils and oils obtained from bituminous minerals, crude	35.1	1.0	2		2	
271121	Natural gas in gaseous state	14.5	1.0	1		1	
271020	Petroleum oils and oils obtained from bituminous minerals (other than crude) and preparations n.e.s. or included, with weight of 70% or more of petroleum oils or oils from bituminous minerals, which are the basic constituents of the preparations, containing biodiesel (excl. waste oils)	8.6	1.5	8	3	8	
271019	Medium oils and preparations, of petroleum or bituminous minerals, not containing biodiesel, n.e.s.	7.2	1.1	19	6	19	
270112	Bituminous coal, whether or not pulverised, non-agglomerated	1.8	1.0	2		2	
750210	Nickel, not alloyed, unwrought	1.5	1.0	1		1	
760110	Aluminium, not alloyed, unwrought	1.5	3.0	1		1	
271012	Light oils and preparations, of petroleum or bituminous minerals which >= 90% by volume "incl. losses" distil at 210°C "ASTM D 86 method" (excl. containing biodiesel)	1.4	2.3	12		12	
720712	Semi-finished iron or non-alloy steel products containing, by weight, < 0.25% of carbon, of rectangular other than square cross-section, of width >= twice thickness	1.1	3.0	2		2	
440710	Coniferous wood sawn or chipped lengthwise, sliced or peeled, whether or not planed, sanded or end-jointed, with thickness > 6 mm	0.8	1.0	7		7	
310420	Potassium chloride for use as fertiliser (excl. that in tablets or similar forms, or in packages with a gross weight of <= 10 kg)	0.7	1.0	3		3	
440320	Coniferous wood in the rough, whether or not stripped of bark or sapwood, or roughly squared	0.7	1.0	6		6	
720720	Semi-finished products of iron or non-alloy steel with >= 0.25% of carbon weight	0.6	4.6	9		9	
740811	Wire of refined copper, with a maximum cross-sectional dimension of > 6 mm	0.5	5.0	1		1	
720110	Non-alloy pig iron in blocks or other primary forms, with <= 0.5% of phosphorous weight	0.5	1.0	4		4	
740311	Copper, refined, in the form of cathodes and sections of cathodes	0.5	1.0	1		1	
720839	Flat-rolled iron or non-alloy steel products, with>= 600 mm width, in coils, simply hot-rolled, not clad, plated or coated, with < 3 mm thickness	0.5	10.0	1		1	
100191	Seed of wheat and meslin, for sowing (excl. durum)	0.4	30.0	3		3	

Russia's top export products in 2007-2009			Access Conditions to Serbia's import markets				
HS number and description of the product		Share in global exports (%)	Applied 2007			No. of duty free lines under the agreement	Remain Dutiable
			Average applied rate (%)	No. of dutiable lines	No. of duty free lines		
100199	Wheat and meslin (excl. seed for sowing, and durum wheat)	0.4	30.0	1		1	
720711	Semi-finished products of iron or non-alloy steel with < 0.25% carbon weight, of square or rectangular cross-section, with width < twice the thickness	0.4	3.0	4		4	
710231	Non-industrial diamonds unworked or simply sawn, cleaved or brute (excl. industrial diamonds)	0.4	10.0	1		1	
760120	Unwrought aluminium alloys	0.4	3.0	2		2	
310210	Urea, whether or not in aqueous solution (excl. in pellet or similar forms, or in packages with a gross weight of <= 10 kg)	0.4	7.5	2		2	
720449	Waste and scrap of iron or steel	0.3	0.0		3		
840130	Fuel elements "cartridges", non-irradiated, in casing with handling fixtures, for nuclear reactors [Euratom]	0.3	1.0		1		
	Total of above	**81.0**	**3.1**	**93**	**13**	**93**	**0**

Note: For the calculation of averages, specific rates are excluded and the *ad valorem* parts of alternate rates are included.
Based on the HS 2012 nomenclature.

Source: WTO estimates based on data provided by Serbia, and UNSD - Comtrade database.

ANNEX 2

Table A2.1: Products subject to export duty

Code of the Code of the CC FEA of the EAEU	Export duty (as a % of customs value, or in Russian roubles RUB), euros, or US dollars
0302351900	5
0303110000; 0303120000; 0303130000; 0303141000; 0303142000; 0303149000; 0303190000; 0303230000; 0303240000; 0303250000; 0303260000; 0303290000; 0303311000; 0303313000; 0303319000; 0303320000; 0303330000; 0303340000; 0303391000; 0303393000; 0303395000; 0303398500; 0303441000; 0303449000; 0303451200; 0303451800; 0303459100; 0303459900; 0303461000; 0303469000; 0303492000; 0303498500; 0303510000; 0303551000; 0303553000; 0303559001; 0303559009; 0303560000; 0303570000; 0303631000; 0303633000; 0303639000; 0303640000; 0303650000; 0303661100; 0303661200; 0303661300; 0303661900; 0303669000; 0303670000; 0303681000; 0303689000; 0303691000; 0303693000; 0303695000; 0303697000; 0303698000; 0303699000; 0303820000; 0303830000; 0303841000; 0303849000; 0303891010; 0303891020; 0303891030; 0303891080; 0303891090; 0303892101; 0303892102; 0303892109; 0303892900; 0303893100; 0303893900; 0303894000; 0303894500; 0303895000; 0303895500; 0303896000; 0303896500; 0303897000; 0303899001; 0303899002; 0303899008; 0303901000; 0303909000	1.25
ex0306199000; ex0306298900	0
0306111000; 0306119000; 0306121000; 0306129000; 0306141000; 0306143000; 0306149000; 0306159000; 0306169100; 0306179100; 0306179200; 0306179400; 0306179900; 0306191000; 0306199000; 0306243000; 0306248000; 0306259000; 0306298100; 0306298900	2.5
1001110000; 1001190000; 1001911000; 1001912000	0
1001990000	50 – 5.5K RUB per metric tonne (MT) but not less than 50 roubles per MT
1001919000	50 - 6,500 RUB per MT but not less than 10 roubles per MT
1201100000; 1201900000	0
1205101000; 1205109000; 1205900001; 1205900009	6.5 but not less than 11.4 euros per 1000 kg
1206001000; 1206009100; 1206009900	9.88 but not less than 14.81 euros per 1000 kg
2519903000	1.63
2611000000	10
2613100000; 2613900000	1.63
2704001100; 2704003000; 2704009000	6.5
2705000000	5
2706000000	1.25
2707400000; 2707501000; 2707910000; 2707993000; 2707997000; 2707999100	1.25
2707101000; 2707109000	10
2708100000; 2708200001; 2708200009	1.25
2709001001	0
2711110000	0
2711290000	1.25
2711210000	30
2714900000	1.25
2715000000	1.25

Code of the Code of the CC FEA of the EAEU	Export duty (as a % of customs value, or in Russian roubles RUB), euros, or US dollars
2843909000	6.5
4101201000; 4101203000; 4101205000; 4101208000; 4101501000; 4101503000; 4101505000; 4101509000; 4101900000	300 euros per 1000 kg
4102101000; 4102109000; 4102210000; 4102290000	300 euros per 1000 kg
4103200000; 4103300000; 4103901000; 4103909000	300 euros per 1000 kg
4104111000; 4104115100; 4104115900; 4104119000; 4104191000; 4104195100; 4104195900; 4104199000; 4104411100	10 but not less than 206 euros per 1000 kg
4104411900; 4104415100; 4104415900; 4104419000; 4104491100; 4104491900; 4104495100; 4104495900; 4104499000	10 but not less than 90 euros per 1000 kg
4105101000; 4105109000; 4105301000; 4105309100; 4105309900	10 but not less than 70 euros per 1000 kg
4401210000; 4401220000	1.25
4401100009	6.5 but not less than 4 euros
4403991000; 4403993000	10 but not less than 5 euros per m3
4403100002; 4403100003; 4403921000; 4403929000; 4403999501; 4403999509	100 euros per m3
ex4403201101; ex4403201102; ex4403201901; ex4403201909	13
ex4403203101; ex4403203102; ex4403203901; ex4403203909	15
4403911000; 4403919000	20 but not less than 30 euros per m3
4403100001	20 but not less than 30 euros per m3
4403100009; 4403209101; 4403209102; 4403209103; 4403209104; 4403209109; 4403209901; 4403209909	25 but not less than 15 euros per m3
4403999502	5
4403995101; 4403995102; 4403995909	7
4403201101; 4403201102; 4403201901; 4403201909; 4403203101; 4403203102; 4403203901; 4403203909	80 but not less than 55.2 euros per m3
4407920000	10 but not less than 10 euros per m3
4407951000; 4407959100; 4407959900	10 but not less than 12 euros per m3
4407949900	2.5 but not less than 1.25 euros
4407939900	2.5 but not less than 1.25 euros per m3
4407911500; 4407913100; 4407913900; 4407919000	2.5 but not less than 2.5 euros per m3
4408901501; 4408901503; 4408901505; 4408901507; ex4408901509; 4408903501; 4408908501; 4408908503; 4408908505; 4408908507; ex4408908509; 4408909501; 4408909503; 4408909505; 4408909507; ex4408909509	5 but not less than 6 euros per m3
ex7102390000	0
7102100000; 7102210000; 7102290000; 7102310000; 7102390000	6.5
7103100001; 7103100009; 7103910000; 7103990001; 7103990009	6.5
7105900000	1.63
7107000000	1.63
7109000000	1.63
7110110001; 7110110009; 7110191000; 7110198001; 7110198009; 7110210001; 7110210009; 7110290000; 7110310000; 7110390000; 7110410000; 7110490000	6.5
7111000000	1.63
7112300000; 7112910000; 7112920000; 7112990000	1.63
7115900000	6.5
7204411000	5

Code of the Code of the CC FEA of the EAEU	Export duty (as a % of customs value, or in Russian roubles RUB), euros, or US dollars
7204100000; 7204211000; 7204219000; 7204290000; 7204300000; 7204419100; 7204419900; 7204491000; 7204493000; 7204499000; 7204500000	7.5 but not less than 7.5 euros per 1000 kg
7302109000	7.5 but not less than 7.5 euros per 1000 kg
7401000000	2.5
7402000000	10
7403120000; 7403130000; 7403190000; 7403210000; 7403220000; 7403290000	10
7404001000; 7404009100; 7404009900	20 but not less than 168 euros per 1000 kg
7405000000	2.5
7501100000; 7501200000	1.25
7503001000; 7503009000	10 but not less than 240 euros per 1000 kg
7601209100; 7601209900	1.25
7602001100; 7602001900; 7602009000	20 but not less than 152 euros per 1000 kg
7802000000	18 but not less than 63 euros per 1000 kg
7902000000	18 but not less than 108 euros per 1000 kg
8002000000	1.63
8101970000	1.63
8102970000	1.63
8103300000	1.63
8104200000	20 but not less than 138 euros per 1000 kg
8105300000	18 but not less than 720 euros per 1000 kg
8107300000	1.63
8108200001; 8108200003; 8108200005; 8108200006; 8108200007; 8108200009	1.63
8108300000	10 but not less than 75 euros per 1000 kg
8109300000	1.63
8110200000	1.63
8111001900	1.63
8112130000; 8112220000; 8112520000; 8112922101; 8112922109	1.63
8607191001	5

Source: Decision of the Government of the Russian Federation No. 754, 30 August 2013.

_____